









Week: 2

Subject:	Description of Task:	Resources:
English Spelling	<p><b>RAINBOW WRITING</b></p> <p>Practise writing spellings with different coloured pens, pencils, crayons and paint.</p>  <p>Write your spelling in rainbow letters – a different colour for each letter.</p>	<p>Rainbow Spelling sheet in pack <b>2A</b></p> <p>Spelling List (words ending in ey) <b>2B</b></p>
English Comprehension	<p>Bats- non-fiction text</p> <p>Reading and Comprehension Questions</p>	<p>Text and Comprehension Questions sheet <b>2C</b></p>
English Writing	<p>Write a new story that for Syd and Grandad. Which habitat will they visit next? It may be that they visit a different land (dinosaur land, lego land).</p> <p>You could download the epic app and have a lot of books at your finger tips.</p>	<p>Write a new story about Syd and Grandad. Which island adventure will they go on next? <b>2D</b></p> <p>Info website here  <a href="https://www.theschoolrun.com/what-is-a-habitat">https://www.theschoolrun.com/what-is-a-habitat</a></p> <div>  Have you used full stops correctly?          Have you used capital letters at the start of your sentences?          Does your sentence have finger spaces between each word?          Are all your letters the right way round?          Does it make sense?          Have you used interesting words?       </div>
English Punctuation & Grammar	<p>SPAG activity mat</p>	<p>Spag activity sheet in pack <b>2E</b></p> <p><a href="https://www.topmarks.co.uk/english-games/5-7-years/punctuation">https://www.topmarks.co.uk/english-games/5-7-years/punctuation</a></p>
English Reading	<p>Class books will be sent home for children.</p> <p>The Farmer and his Sons Reading and Comprehension</p>	<p>Book review sheet <b>2F</b></p>
Maths Key Fact	<p>Comparing number sentences (addition)- adding the correct symbol and comparing (&lt;, &gt;, =).</p>	<p>Sheet in pack <b>2G</b></p>
Maths Revision 1	<p>Representing numbers to 50 in words and pictures. This could be tens frames, dienes, place value counters, money, tallies. There is also a game in the pack linked to numbers to</p>	<p>Sheet in pack <b>2GG</b></p> <p>Numbers to 50 game <b>2H</b></p>

50. Cut the numbers out and place them face down. Select a number then use this as your starting number and write the next 8 numbers that would come after it. Can you write the numbers that would come before it?



Maths Revision 2	Order numbers within 50 from smallest to greatest and from greatest to smallest.	Ordering sheet in pack <b>2I</b>
Maths Written Method	Complete each calculation using the adding to make 10 method. Draw the tens frames to help you.	Add by making 10 sheet in pack <b>2J</b>
Other Subjects	See activity grid for choices	

picture the  
word

neatest  
writing

Rainbow  
Spellings

Focus: The /i:/ sound spelt **ey**

Look Say Cover Write Check

Spellings	1 <sup>st</sup> Attempt	2 <sup>nd</sup> Attempt	3 <sup>rd</sup> Attempt	4 <sup>th</sup> Attempt	5 <sup>th</sup> Attempt
key					
donkey					
monkey					
chimney					
valley					
journey					
alley					
honey					
hockey					
money					

There are more than 950 different kinds of bat.

Bats can fly.

They have hair or fur on their bodies.

### **Fascinating Facts**

Bats sleep in the day and are awake at night.


Bats can live to be 30 years old.

Bats sleep upside down so they can fly away quickly if they need to.

### **Where Do They Live?**

Bats live in a roost.

They live where it is warm and dark, like in trees and caves.




### **What Do Bats eat?**

Bats in the UK like to eat insects.

They can catch and eat them in the air.

Other bats eat fruit, flowers, fish, frogs, blood and even other bats!



# Questions



Answer the questions below in full sentences.

1. How many different types of bats are there in the world? \_\_\_\_\_

\_\_\_\_\_

2. What do bats do in the day?? \_\_\_\_\_

\_\_\_\_\_

3. How old can bats live to? \_\_\_\_\_

\_\_\_\_\_

4. Why do bats sleep upside down? \_\_\_\_\_

\_\_\_\_\_

5. Where do bats live? \_\_\_\_\_

\_\_\_\_\_

6. What do bats in the UK eat? \_\_\_\_\_

\_\_\_\_\_


## New habitat for Syd and Grandad

## Year 1 Spring Term 1 SPaG Mat

**a**

Add ? or ! to complete this sentence.

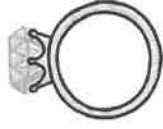
Is she with them



**c**

Tick where 'and' should go in the sentence.

My ring was red green.



**e**

Add the prefix 'un' to this word to change the verb to its opposite.

zip \_\_\_\_\_



**f**

Practise writing these tricky word spellings.

her \_\_\_\_\_

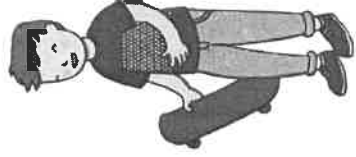
all \_\_\_\_\_

are \_\_\_\_\_

**b**

Circle the words you think should have a capital letter.

tom      i      me




**d**

Which tricky word has Mr Whoops been juggling with?

a

l

l





# The Farmer and his Sons

One day, there was an old farmer who had worked hard all his life. He was very ill. He had three sons. He wanted them to be good farmers. He said to them, "There is a treasure in my land. Promise me that you will look for it." Sadly, the father died. The sons looked for the treasure. They dug and dug the soil. "What will we find?" they said to each other. Soon, they had dug up all of the land. They had not found any treasure. They were upset. "All that hard work for nothing!" they said.



1. **Find** and **copy** the word that the author used to describe how the sons were feeling when they did not find the treasure.



2. How many sons did the farmer have?  
Tick one answer.

☐ two    ☐ three    ☐ four



3. Why do you think the sons 'dug and dug' in the soil?

\_\_\_\_\_

\_\_\_\_\_



4. Number the steps below from 1 to 4 to show the order they happen in the explanation.

☐ The sons dug and dug.

☐ The farmer sadly died.

☐ The sons couldn't find the treasure.

☐ The farmer told his sons to look for some treasure.



# Compare number sentences (addition)

# 2G

Work in partners. Select a number sentence each and compare using  $<$ ,  $>$  or  $=$ .  
You may use equipment to help you.

Write your comparisons here...

---

$13 + 4$	fifteen + four	$12 + 7$
seven + nine	$6 + 7$	five + eight
$10 + 8$	$14 + 5$	twelve + three
eleven + six	$8 + 6$	four + nine

# Representing numbers to 50

# 2GG

Complete the grids for each number.

Numeral	Words	Draw it	Picture
35			
47			
29			
50			
31			
42			
38			

Cut out the numbers and place them face down then select a number.  
Create a number using this as your starting number and write the next 8 numbers.

For example:

33

34	35	36	37	38	39	40	41
----	----	----	----	----	----	----	----

40	28	32
22	42	37
35	30	25
19	41	29

## Challenge:

Repeat this but continue the number track by counting backwards.

# Order numbers within 50

# 21

Cut out each set of numbers. Order from **smallest** to **greatest**.

42	23	15	43	24
----	----	----	----	----

47	45	50	46	40
----	----	----	----	----

13	31	2	30	20
----	----	---	----	----

Cut out each set of numbers. Order from **greatest** to **smallest**.

31	27	50	30	44
----	----	----	----	----

36	55	38	45	40
----	----	----	----	----

14	41	40	4	44
----	----	----	---	----

## Challenge:

- ☆ Choose two numbers from each set and compare them using  $<$ ,  $>$  or  $=$ .
- ☆ Can you compare three numbers them using  $<$ ,  $>$  or  $=$ ?


# Add by making 10

# 25

Complete each calculation using the adding to make 10 method.  
Use number frames to help you.

$8 + 4$  $8 + 2 = 10$ $10 + 2 = 12$	$9 + 7$	$8 + 5$
$6 + 7$	$2 + 13$	$3 + 8$
$8 + 6$	$4 + 12$	$9 + 3$
$6 + 11$	$7 + 8$	$5 + 14$
$9 + 4$	$5 + 11$	$8 + 9$
$2 + 9$	$7 + 5$	$4 + 14$

*Select which activities you prefer to do or those that you have the available resources to do. You should complete at least 6.*

Science	History	Geography
<p>Research Helen Keller and see how she lived. Write a paragraph about what you found out. (sheet 2E)</p> <p>Here's a video link to find out more</p> <p><a href="https://www.youtube.com/watch?v=KT0abF4CXsw">https://www.youtube.com/watch?v=KT0abF4CXsw</a>  <a href="https://www.youtube.com/watch?v=XHLizGFUuM">https://www.youtube.com/watch?v=XHLizGFUuM</a></p>	<p>Make a comic strip of the key events of Neil Armstrong's life. (sheet 2F)</p> <p><a href="https://www.youtube.com/watch?v=Cvu74fDXrO0">https://www.youtube.com/watch?v=Cvu74fDXrO0</a></p>	<p>Select a city in the UK to research. Can you find it on a map? Do you know which County it is in? What are the key human and physical features of the city? Would you like to live there? Why? (sheet 2G)</p>
Art / Design & Technology	PSHE	PE
<p>Can you bake a cake for your family? Write the recipe and take a photo of the finished piece. Send it to us! (sheet 2A)</p>	<p>Make an acrostic poem poster to remind everyone in school about our key value of Respect. (sheet 2B)</p>	<p>Build an obstacle course in your garden. Think about what you could use at home to practice skills we learn at school. Could you use a cushion to jump over instead of a hurdle? Take turns running it, and see who can run it the fastest!</p>
Quiz Master	What if?	In the World...
<p>This term, we learned about the human body and the senses. Can you make a 10 question quiz for someone in your family to answer about humans. It could be multiple choice answers or written in the style of your favourite quiz show. How many answers can your family get right?</p> <p>Find info in your pack. (sheet 2D)</p>	<p>What if you could be an animal for a day... which animal would you be and why? Describe what you would get up to during that day as the animal. (sheet 2C)</p>	<p>Create your own rain water monitor and see how much it is raining each day or week. You could use a sandwich bag or a jug.</p> <div data-bbox="1220 1377 1396 1635">  </div>

## Ingredients


- [illegible]

[illegible]


## Method

This image shows a single sheet of white paper with horizontal blue or grey ruling lines. The lines are evenly spaced and run across the width of the page. There are approximately 20 lines visible. The paper appears to be a standard notebook page.





Draw and annotate your animal below or write a description



# QUIZ SHEET

Sheet 2D

1.	
2.	
3.	
4.	
5.	
6.	
7.	
8.	
9.	
10.	

This is a Seomra Ranga resource. It is free of copyright for classroom use. All other uses are strictly © copyright. All rights reserved.

[www.seomraranga.com](http://www.seomraranga.com)

**Helen Keller**



# Comic Strip


# Factsheet

**Facts I found**



**Someone famous who  
lives/lived here**

**Famous landmark**

**Would you like to live there?**

