


Week: 12

Subject:	Description of Task:	Resources:
English Spelling and Phonics	<p>Recap of set 3 sounds</p> <p><b>Monday – o-e phone home</b>  <a href="https://www.youtube.com/watch?v=eh5gkH5V_ag">https://www.youtube.com/watch?v=eh5gkH5V_ag</a>  hope, spoke, phone</p> <p><b>Tuesday- aw yawn at dawn</b>  <a href="https://www.youtube.com/watch?v=SyiG1AaTVFk">https://www.youtube.com/watch?v=SyiG1AaTVFk</a>  saw, yawn, crawl</p> <p><b>Wednesday- are care and share</b>  <a href="https://www.youtube.com/watch?v=32mNG3itSRM">https://www.youtube.com/watch?v=32mNG3itSRM</a>  care share square</p> <p><b>Thursday – ur nurse with a purse</b>  <a href="https://www.youtube.com/watch?v=6VqTTnhE2LQ">https://www.youtube.com/watch?v=6VqTTnhE2LQ</a>  burn, turn, nurse</p> <p><b>Friday – er better letter</b>  <a href="https://www.youtube.com/watch?v=Xd2e2_wA5Vk">https://www.youtube.com/watch?v=Xd2e2_wA5Vk</a>  after never corner</p>	Spelling list below and example of each spelling activity. <b>12A</b>
English Comprehension	Read the comprehension about foxes below and answer the questions.	Foxes comprehension questions below. <b>12B</b>
English Writing	<p><i>Imagine you see this when you are out walking.</i></p> <p><i>Choose one writing activity:</i></p> <ul style="list-style-type: none"> <li>•Write about the adventures of the girl and the dragon.</li> <li>•Explain how the girl came to have a pet dragon.</li> <li>•Describe what the girl and dragon can see.</li> <li>•Write what the girl and dragon say to each other.</li> </ul> <p>Dragon and the girl</p>	Picture prompt below Dragon and the girl. <b>12C</b>
English Punctuation & Grammar	<p>A homophone is a word that is pronounced the same as another word but differs in meaning and may also differ in spelling.</p> <p>too, to and two</p> <p>Watch this video to find out more about the difference between these words:  <a href="https://www.bbc.co.uk/bitesize/topics/zqhp2p/articles/zc4jpbk">https://www.bbc.co.uk/bitesize/topics/zqhp2p/articles/zc4jpbk</a></p>	Homophones <b>12D</b>
English Reading	<p>Login to bug club and choose some books to read.</p> <p><a href="https://www.activelearnprimary.co.uk/login?c=0&amp;l=0">https://www.activelearnprimary.co.uk/login?c=0&amp;l=0</a></p> <p>Username: Rainbow</p>	

	Password: Rainbow School Code: Rkg6	
Maths Key Fact	Making arrays Watch the video to revise arrays and complete the work below.	Website 12E <a href="https://whiterosemaths.com/homelearning/year-1/">https://whiterosemaths.com/homelearning/year-1/</a>
Maths Revision 1	Comparing numbers using > more than < less than and = equal to.	<b>Activity sheet below 12F</b>
Maths Revision 2	Find one more and one less of a number	Activity sheet below. <b>12G</b>
Maths Written Method	Add by making 10	Sharing between 3 <b>12H</b>
Other Subjects		

Select which activities you prefer to do or those that you have the available resources to do. You should complete at least 6.

Science	History	Geography
<p><a href="https://learning.sciencemuseumgroup.org.uk/wp-content/uploads/2019/02/SMG-Learning-Activities-Make-It-Fly.pdf">https://learning.sciencemuseumgroup.org.uk/wp-content/uploads/2019/02/SMG-Learning-Activities-Make-It-Fly.pdf</a></p> <p>In honour of Amy Johnson who can make the best paper airplane. The science behind you'll find in the link and there is an example below. Record your distance on a table. Maybe have a competition with your family. Sheet 12I</p>	<p>Can you remember what you have learned about Amy Johnson. Try and fill out the fact file about her life and add any more detail that you have found.</p> <p>Sheet 12J</p>	<p>Investigate the country that Amy Johnson was travelling to. Australia is a beautiful country. Can you find famous Landmarks that Australia is famous for and plot them on a map?</p> <p>Sheet 12K</p>
Art / Design & Technology	PSHE	PE
 <p>Paul Signac used lots of tiny dots to create his painting.</p> <p>Choose a leaf. Stick it on the middle of a piece of coloured paper. Use a cotton bud to put dots of paint all over the leaf.</p>	<p>Read #Goldilocks <a href="https://www.wearecoda.com/example-flip-book/">https://www.wearecoda.com/example-flip-book/</a> and talk about what you need to remember when sharing information and photos online? What rule did Goldilocks forget?</p>	<p>See below for another fantastic competition that you can be part of linked to Project Unite. I would really love to see some of our class being represented in the competition. Send your entries to the school email address and make sure it is labelled with the competition heading.</p> <p>12L</p>
Quiz Master	What if?	In the World...
<p><a href="https://www.educationquizzes.com/ks1/times-tables/2-times-table/">https://www.educationquizzes.com/ks1/times-tables/2-times-table/</a></p> <p>Try this times table quiz for counting in 2s.</p>	<p>What if you were a baker what amazing things would you rustle up? What terrific combinations to do think would be delicious? Have you ever tried to experiment with your crazy ideas?</p>	<p>Have you ever made seed paper? It's the perfect time to start and save paper from landfill while growing plants to make oxygen.</p> <p><a href="https://climatekids.nasa.gov/seed-paper/">https://climatekids.nasa.gov/seed-paper/</a></p>

Daily phonics session videos on our school website.

## Spellings for week 12 of Home Learning- 12A

Monday - o-e phone home

hope, spoke, phone

Tuesday- aw yawn at dawn

saw, yawn, crawl

Wednesday- are care and share

care share square

Thursday - ur nurse with a purse

burn, turn, nurse

Friday - er better letter

after never corner

Spelling Selection

### Letter Magnets

Look at the words in your jotter. Try to make each one using the letter magnets. Check if you used the correct letters!

A B C

### ABC Order

Write your words out in alphabetical order.

A B C

Spelling Selection

### Backwards Words

Write your words out forwards then backwards.

backwards  
sdrawkcab

Spelling Selection

### Across and Down

Write your words across and down, sharing the same first letter.

Example  
x  
a  
m  
p  
l  
e

## English Comprehension Activity 12B

### The fox (1)

English worksheets from [urbrainy.com](http://urbrainy.com)



The fox is a member of the dog family. Foxes live in towns and in the countryside. You might see one at night looking for food in your garden. They have a reddish coat with a white belly. They also have a bushy tail, about 40 cm long.



Foxes live in a den called an earth. They eat lots of things, including worms, beetles, insects, and berries as well as small animals such as rabbits and rodents.

Baby foxes are usually born in March. The female fox gives birth to 4 or 5 cubs. They are blind and deaf at birth and need their mother's milk.

Foxes are very popular animals but they are not liked by some people and farmers find them a nuisance. Many foxes are killed by humans every year. Many more are killed by cars on the road. Most foxes only live for two to three years.





## Questions

Fill in the missing words:

1. The fox is a member of the ..... family.
2. Foxes live in ..... and in the countryside.
3. Foxes live in a ..... called an .....

Try to answer these questions in sentences:

4. What do foxes look like? .....

.....

5. What do foxes eat? .....

.....

6. How long do most foxes live? .....

.....



# GIRL AND DRAGON



- Why are they here?
- Is the dragon friendly?
- What can they see from this place?
- How did they get here?

girl dragon mountain  
sky clouds fly pink  
purple misty friendly  
scary watching gazing

## Homophones: two, too, to

These three words are often misspelled or used incorrectly.


Here are some examples of **two**, **too** and **to**:

I am going **to** the cinema.  
It is **too** wet to play outside!  
Can I come along **too**, please?  
There were **two** fish in the bowl.



Complete the sentences using the correct homophone.

1. There were \_\_\_\_\_ cookies left in the tin.
2. I usually go \_\_\_\_\_ my gran's house at the weekend.
3. I didn't need my coat today as it was \_\_\_\_\_ hot.
4. I can paint well but I am good at drawing \_\_\_\_\_.
5. I like going \_\_\_\_\_ the park with my friends.
6. Can we take \_\_\_\_\_ presents \_\_\_\_\_ the party?
7. I am full because I ate \_\_\_\_\_ much!
8. I have \_\_\_\_\_ cats and one dog.






## Make arrays



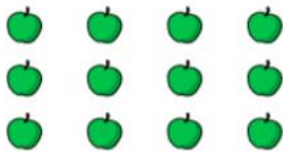
- 1 Circle each row of sweets.



How many rows are there?

There are  rows.

- 2 Circle each column of apples.




How many columns are there?

There are  columns.



- 3 Make this array.



Complete the sentences.

a) There are  counters in each row.

There are  rows.

There are  counters altogether.

b) There are  counters in each column.

There are  columns.

There are  counters altogether.

Make your own array.

How many rows are there?

How many columns are there?



## Maths Revision 2- 12F one more one less

### One more, one less

Find one more and one less than the given numbers.

a

	- 1
42	
	+ 1

b

	- 1
39	
	+ 1

c

	- 1
30	
	+ 1

d

	- 1
27	
	+ 1

e

	- 1
49	
	+ 1

f

	- 1
35	
	+ 1

Complete the tables by selecting numbers below 50.

Find one more and one less than the number. The first one has been done for you.

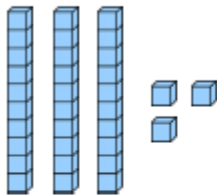
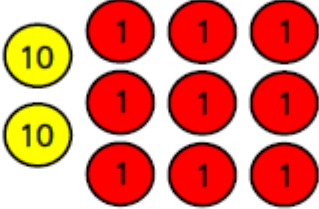
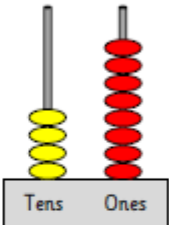
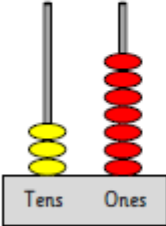

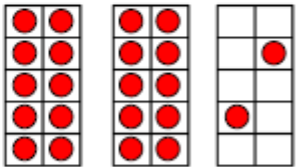
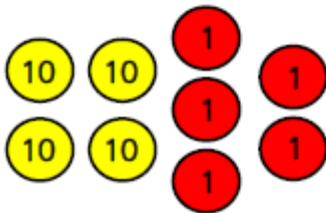



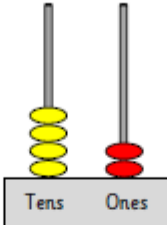
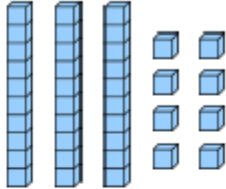
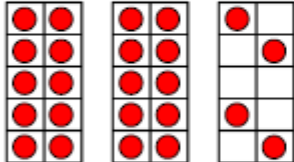
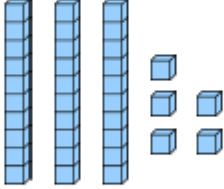


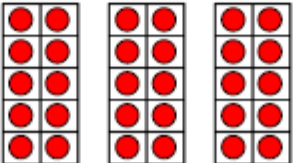

1 less	Number	1 more
33	34	35

1 less	Number	1 more

# Maths Written Method- I2G Comparing using $<$ $>$ or $=$

## Compare numbers & objects within 50

Select two object cards. Compare the amounts using  $<$ ,  $>$  or  $=$ .

## Maths Written Method- I2H

### Add by making 10

Complete each calculation using the adding to make 10 method.  
Use number frames to help you.

$8 + 4$  <i><math>8 + 2 = 10</math> <math>10 + 2 = 12</math></i>	$9 + 7$	$8 + 5$
$6 + 7$	$2 + 13$	$3 + 8$
$8 + 6$	$4 + 12$	$9 + 3$
$6 + 11$	$7 + 8$	$5 + 14$
$9 + 4$	$5 + 11$	$8 + 9$
$2 + 9$	$7 + 5$	$4 + 14$

## Science Paper airoplane I2I

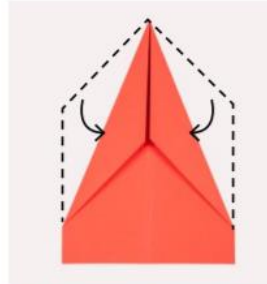
### Follow these steps...



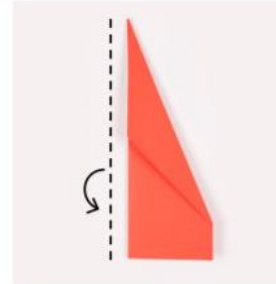
**1** Take the A4 sheet of paper. Fold it in half, as shown, then unfold it.



**2** Fold the two top corners in to make a point.



**3** Now fold the edges in again so they meet in the middle from the tip.



**4** Fold the plane in half again.



**5** Now fold the diagonal edge down to meet the straight edge on each side, making the wings. Your plane is complete.



**6** Test out your paper plane!

## History - Amy Johnson 12 J



This is .....

She is famous because ..... years ago she.....

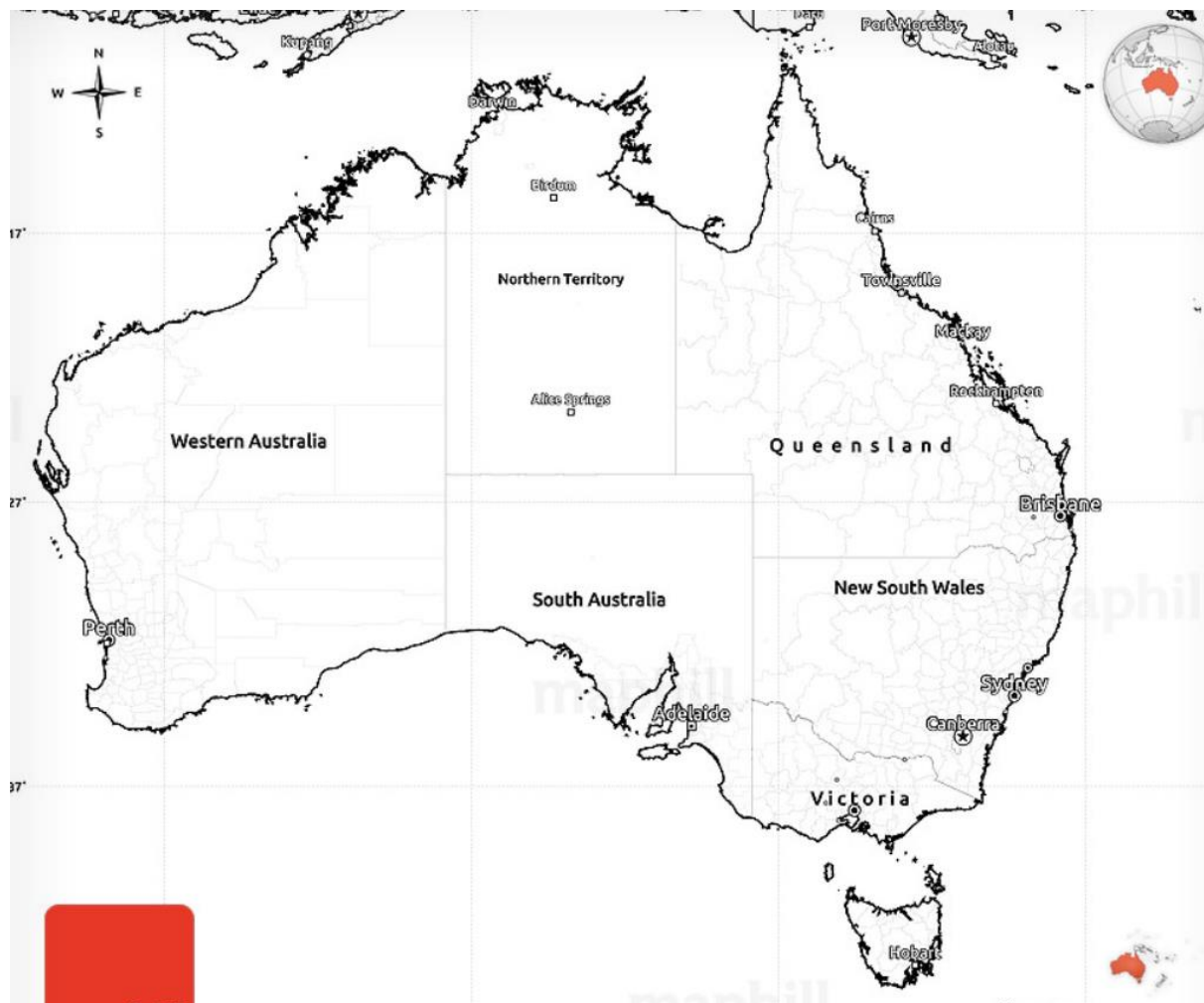
.....

She was the first.....

.....



## Geography I2K



## PE I2L

# #DRAWUNITE

**AGES:** KS1, KS2 & KS3

**BACKGROUND:**  
Physical activity has such a crucial role to play in promoting wellbeing and this has never been more apparent than it is now. With access to more traditional sport opportunities limited at the moment, many people are struggling for inspiration and ideas to be active. Can you help?

**THE CHALLENGE:**  
We are challenging pupils to draw imaginative posters of different activities people could get involved with. This could reflect activities young people have participated in themselves with members of their household (e.g. running, cycling, walking dancing etc.) or could be based on research of other 'possible' activities that could be undertaken. The final design must incorporate something that relates to the #UNITE logo.

**PRIZES & INCENTIVES:**

<b>INDIVIDUAL</b> (awarded across each Key Stage Category)	<b>SCHOOL</b> (one overarching prize awarded)
- Winner - £20 Amazon voucher	- Winner - coaching block - worth £180
- Highly Commended x 3 - £10 Amazon voucher	- Highly Commended x 3 - £50 art resources

**29 JUNE**  
LAUNCH

**13 JULY**  
DEADLINE