

Subject:	Description of Task:	Resources:														
English Spelling	<p>Practice your spellings using colouring pens and pencils. Do you remember 'Look, cover, write, check' ? Make a sheet for your words and fold when you need to cover the spelling word. Can you write the words with and without vowels ?</p> <p>Challenge: Have a game of HANGMAN with someone using the spellings.</p>	<p>Rule: words ending in -le (sounds like -ul)</p> <p>battle circle dazzle example, icicle people simple scribble uncle wiggle</p>														
English Comprehension	Read the recipes “Cooking Stone Age Classics” and answer the questions below.	See attached recipes and questions.														
English Writing	<p>Ordering Sentences</p> <p>If your sentences are mixed up, your writing will not make sense. Try these exercises to see how much sentence order can matter. Use a separate piece of paper to write them out where necessary.</p>	See attached worksheet and instructions.														
English Punctuation & Grammar	<p>Direct Speech</p> <p>What is direct speech ? It tells us exactly what is being said by someone. Can you remember how to show that someone is speaking? Maybe more than one person? Here is a checklist to help you:</p> <table><tr><th>Rules for punctuating speech</th><th>Example</th></tr><tr><td>✓ Used a capital letter at the beginning of the sentence?</td><td>"Hi Mum!" said Luke.</td></tr><tr><td>✓ Put inverted commas around the spoken words?</td><td>"I love this song!" exclaimed Mariam.</td></tr><tr><td>✓ Told the reader which person is speaking?</td><td>"Let's go to the shop!" suggested Dad.</td></tr><tr><td>✓ Used a synonym for said?</td><td>"Can we bring our pets?" queried Tim.</td></tr><tr><td>✓ Put punctuation BEFORE the closing speech marks?</td><td>"Who's still making a noise?" asked the teacher.</td></tr><tr><td>✓ Used the 'New Speaker, New Line' Rule?</td><td>"It's such a lovely day," said Mum, "Shall we go for a swim in the sea?" "That sounds like a great idea!" agreed Dad.</td></tr></table>	Rules for punctuating speech	Example	✓ Used a capital letter at the beginning of the sentence?	"Hi Mum!" said Luke.	✓ Put inverted commas around the spoken words?	"I love this song!" exclaimed Mariam.	✓ Told the reader which person is speaking ?	"Let's go to the shop!" suggested Dad.	✓ Used a synonym for said ?	"Can we bring our pets?" queried Tim.	✓ Put punctuation BEFORE the closing speech marks ?	"Who's still making a noise?" asked the teacher.	✓ Used the ' New Speaker, New Line ' Rule?	"It's such a lovely day," said Mum, "Shall we go for a swim in the sea?" "That sounds like a great idea!" agreed Dad.	See attached worksheet to practise using direct speech.
Rules for punctuating speech	Example															
✓ Used a capital letter at the beginning of the sentence?	"Hi Mum!" said Luke.															
✓ Put inverted commas around the spoken words?	"I love this song!" exclaimed Mariam.															
✓ Told the reader which person is speaking ?	"Let's go to the shop!" suggested Dad.															
✓ Used a synonym for said ?	"Can we bring our pets?" queried Tim.															
✓ Put punctuation BEFORE the closing speech marks ?	"Who's still making a noise?" asked the teacher.															
✓ Used the ' New Speaker, New Line ' Rule?	"It's such a lovely day," said Mum, "Shall we go for a swim in the sea?" "That sounds like a great idea!" agreed Dad.															

English Reading	<p>If you've completed the books you took home from school, make sure you've chosen a new book from home to practise your reading. Read the next three chapters of your book. Write down three things that have happened to your character so far. Now change one of the things that happen.</p> <p>What difference would it make to your story?</p> <p>e.g. Instead of eating the porridge, Goldilocks decided to bake the three bears a lovely loaf of bread and leave it on the table for them so that they could enjoy some toast instead of porridge for a change. After that, they sent her a thank you letter and the bears became good friends with Goldilocks, even inviting her to Baby Bear's 9th birthday party!</p>	Copy of the book
Maths Key Fact	<p>Practise your 4, 8 and 12 Times Tables using TT Rockstars or Topmarks – try to do 15 minutes per day if you can.</p> <p>Can you see any links between them?</p> <p>Can someone at home test you, or even time you to improve your score?</p>	IPad or computer
Maths Revision 1	<p>Complete the SAFE maths sheet. We've done lots of these in class. Don't worry about timing yourself</p>	Worksheet attached. Write the answers on paper.
Maths Revision 2	<p>Can you complete the 'Learn It' challenge in 5 minutes? Or can you do it in less? Let me know if you can!</p>	Worksheet attached. Write the answers on paper.
Maths Written Method	<p><u>Equivalent Fractions</u></p> <p>Do you remember what a fraction is? What is the numerator and what is the denominator? Do you know that fractions can have different numerators and denominators to each other but still be the same size? When this happens it is called an EQUIVALENT fraction. To learn more about these type of fractions, click on the link below: https://www.bbc.co.uk/bitesize/topics/zsxhfg8/articles/zwjwgdm</p>	Worksheet attached. Write the answers on paper.
Other Subjects	See activity grid for choices	

Select which activities you prefer to do or those that you have the available resources to do. You should complete at least 6.

Science	History	Geography
<p><u>Animals including humans:</u> <u>Naming bones</u></p> <p>Can you feel any of the bones in your body? Do you know the names of any of them?</p> <p>Copy the outline of a human body and try and draw as many bones in the correct places as you can. Use the bones names to label them if you can.</p> <p>Try the same with the 3 different animals. What do you notice about the differences between human and animal skeletons? Is there anything the same?</p> <p>Do you know that the names we use for bones are not used by doctors and scientists? They use scientific names which can be more difficult to remember. Try this quiz to match them:</p> <p>https://quizlet.com/301925/match-bones-to-scientific-names-flash-cards/</p> <p>Can you find the scientific bone names on a word search?</p>	<p>Remember when we all learnt about the Ancient Egyptians?</p> <p>Test your knowledge with the quiz below:</p> <p>https://quizlet.com/225337685/ancient-egyptians-flash-cards/</p> <p>Imagine that you are a head teacher in Ancient Egypt and you are running a school for Pharaohs.</p> <p>Use the internet to find examples of Pharaoh's clothing and Ancient Egyptian buildings.</p> <p>Draw and label a picture of what the school uniform would look like.</p> <p>Draw and label a picture of what the school itself would look like.</p> <p>Use the school email to show me some of your designs – I would LOVE to see them!</p>	<p><u>River study</u></p> <p>https://www.theschoolrun.com/homework-help/rivers</p> <p>Use the above link to make an A4 or A3 poster about rivers for a younger child in KS1.</p> <p>See below for some ideas.</p> <p>Choose facts to include that might be interesting to them (but not too difficult) and make sure you illustrate your poster with diagrams and pictures.</p> <p>Use bright colours and don't forget to label your diagrams.</p> <p>Use the river vocabulary that you know.</p> <p>Use the school email to show me your poster. It would be great to see them on our website!</p>

Art / Design & Technology	PSHE	PE
<p data-bbox="197 271 496 297"><u>Artist study: Frida Kahlo</u></p>  <p data-bbox="148 593 547 763">Frida Kahlo was a Mexican artist who loved nature and loved colour. She painted many portraits, including self-portraits.</p> <p data-bbox="145 806 550 1014">Use the link below to help you to draw a portrait of Frida. Use bright colours (felt tips, wax crayons, oil or chalk pastels, paint or collage) to reflect the style of her paintings.</p> <p data-bbox="145 1050 550 1115">https://artprojectsforkids.org/draw-frida-kahlo/</p>	<p data-bbox="628 271 919 297"><u>Celebrating Friendships</u></p> <p data-bbox="587 340 960 439">A difficult part of the lockdown has been that we can't see our friends like we used to.</p> <p data-bbox="587 483 960 582">Perhaps you WhatsApp or FaceTime your friends? Maybe you email them?</p> <p data-bbox="579 627 968 761">It's been a long time without playing out with our best friends so what do you miss the most about them?</p> <p data-bbox="582 804 965 978">Write a letter to a friend that you miss and tell them what you've missed the most and what you would like to do on the first day you meet up again.</p> <p data-bbox="582 1021 965 1189">Maybe you want to play a game of football, or take a dog for a walk, or maybe do some crafts together, or just have a good chat.</p> <p data-bbox="582 1232 965 1370">Make your letter look colourful and bright. Decorate the border and draw lots of illustrations to help show what's in your letter.</p> <p data-bbox="582 1413 965 1547">If you know your friend's address, maybe post it to them. It's lovely to receive a letter from a friend.</p>	<p data-bbox="1114 235 1305 262"><u>Garden Circuits</u></p> <p data-bbox="1002 271 1418 439">If you have a garden or yard, you could try these suggested exercises at different 'stations'. Do as many as you have space for and in any order you like.</p> <p data-bbox="1027 448 1393 512">How many can you do at each 'station'?</p> <p data-bbox="1019 521 1401 586">Can you challenge a member of your household?</p> <p data-bbox="1027 595 1393 660">Try a few each day and aim to challenge yourself too.</p> <p data-bbox="1123 696 1297 728">(see attached)</p> <p data-bbox="1019 770 1401 869">Don't forget to enter the school 'Virtual Sports Day' which is on the school website.</p> <p data-bbox="1005 878 1415 1046">It's great fun and you can record your results on the form. Don't forget to send your results into school and maybe you'll see a few teachers taking part too!</p>

Quiz Master	What if?	In the World...
<p><u>Make your own crossword:</u></p> <p>Using the link below, make your own crossword, using this week's spellings.</p> <p>Add your clues for each word and pass your crossword to someone at home to complete.</p> <p>https://www.edugames.org/word-games/crosswords/crossword-maker.php</p>	<p><u>Swapping bodies</u></p> <p>Thinking about our skeletons and the skeletons of other animals, which part of your body would you exchange for an animal's body part?</p> <p>e.g. I would swap my arms for eagle wings so that I could fly.</p> <p>Give a reason.</p>	<p><u>Zoos re-open</u></p> <p>https://www.bbc.co.uk/newsround/52990033</p> <p>From Monday 15th June, Zoos will open in England and Wales.</p> <p>Imagine what it would have been like for animals in zoos during the lockdown.</p> <p>Would they have been happier or sadder not being visited?</p> <p>Are you looking forward to seeing animals in zoos again?</p>

Reading Comprehension

Read the passage below and answer the questions that follow.

Stone Age Recipes

What did Neolithic people eat?

As early people learned to farm plants and animals, life for them changed completely. They could grow more than they needed. They could invent new tools because they did not need to spend so much time finding food. Pottery was made for the first time. This meant that new ways of cooking appeared. Humans' diets changed a lot.

Do you fancy reading some Neolithic recipes? Then look no further than Stone Age cook, 'Chef Ug'. His recipes are from some time between 6400 and 3500 B.C. Would you like to try any of them?

Flat Bread

Ingredients:

- Oat or barley grains
- Water
- Salt (if you've somehow got hold of some)
- Tasty plants (if you can find any)

Method:

- Preheat your flat cooking stone to hot/red-hot.
- Grab yourself a couple of stones. Or, if you are lucky enough to own some of those new-fangled round grinding stones, get them ready. Grind up your grains until they become powdery. If it is too difficult to make a powder, just make do with gritty bread!
- Hopefully by now you own a clay pot or two. If you don't, this next bit is going to be messy. Put your gritty flour in a pot and mix it with a slosh of water. Don't make it too wet! It should start to turn into a sticky but solid lump. If you don't own a pot, put the flour in a pile and make a little dent in the middle of it. Then put your water in the dent and get mixing. I told you it was going to be messy!
- If you can find any salt, crush it up and chuck it in. If you can find any tasty plants rip them up and throw them in as well. Keep mixing everything together until you have a sticky solid mass you can make into a ball.
- Make a lot of little balls out of the mixture and squash them flat. Put them on your preheated stone and cook until dry and crispy.

Cooking Stone Age Classics

Boiled Meat with Nettle Dumplings

Ingredients:

For the boiled meat

• A piece of meat. Farmed animals such as goats and cows will be easy to get hold of. Hunted animals such as boar, deer or seals (for those of you by the sea) may have a richer flavour but don't blame me if you get yourself killed on the hunt. Sadly, no one has seen a woolly mammoth for a million moons now. I'm beginning to think tales of such giant animals who could feed a whole tribe for days were all make-believe.

• Long grass.

For the nettle dumplings:

- Oat or barley grains
- Water
- Salt (if you've somehow got hold of some)
- Stinging nettles. The younger leaves are more tender and tasty.

Method:

• If you are using a clay pot, fill it with water and put in on the fire to boil. If you are using a trough built into the ground, fill the trough with water and place several large rocks in the fire to heat up.

• Prepare the meat by wrapping it in the long grass. Use nettles or animal sinew to tie it in place. I don't yet know why wrapping the meat in grass is a good thing, but people have started doing it and it is important to stay modern.

• If you are using a clay pot, wait for the water to boil and then put the meat in. If you are using the trough method, wait for your stones to get red-hot and then place some of them in the water in the trough and soon it will start to boil. Once the water is boiling, drop in your piece of meat!

• As the meat starts to cook, start work on your tasty nettle dumplings. Grind the grains into a gritty flour and mix in the water and salt (if you have any). Make sure the mixture remains more solid than liquid.

Reading comprehension questions

Please answer in full sentences

Cooking Stone Age Classics

Read the information above and answer the questions below.

1. What is used to cook the flat bread?
2. What does the use of the word 'new-fangled' tell you about when Chef Ug is writing?
3. Which two ingredients in the first recipe could be considered rare?
4. Why do you think Chef Ug does not use modern words like 'days', 'months' or 'years'?
5. What is the main way that Chef Ug has tried to make sure that someone following the recipes does things in the right order?
6. Find another item in the first recipe which appears to be a fairly new invention.
7. What do you think the phrase 'a million moons' means?
8. What makes you think the clay pot is a relatively new invention?

Ordering sentences:

These sentences are NOT in order.
Is this statement TRUE or FALSE? (1)

The class had been building outside in groups.
While building, the children were very busy and had asked lots of questions.
Later, they were much calmer after a long and tiring day.

Write out the passage below and replace the underlined sentence with another that would also make sense. (2)

Martha was very creative and had a great interest in arts and crafts. She had recently tried needlework for the first time. She was making a cushion using different sized needles and a range of coloured threads. She joined a craft group and spent most Tuesday evenings there.

Write these sentences in the correct order (3)

Their skin was so slimy and their eyes bulged out from their tiny heads which made her cringe.

☐

Mum's cringing made her feel like she was going to be sick.

☐

Mum hated the thought of being near any of the frogs and was petrified of one jumping on her.

☐

Explain why Tom's sentences are NOT written in order. Explain your answer fully.

They had a time limit in which they had to score points by aiming at the different targets. The children were playing team games. If they missed, they were sent to a desert island.

English Grammar and Punctuation

1. What punctuation is missing. Write an answer for A, B and C on your paper.

“do you want to come to the park after
↑
A
school?” asked Lucy
↑ ↑
B C

2. Some of these are incorrect.
Write out the sentence below to include
inverted commas in the correct place.

At the end of the match, Jane cheered, I can't believe it! We won.

3. Write out and underline the sentence which is punctuated correctly. Add inverted commas in another colour.

A. "Do you know what time the party starts?" asked my dad.

B. Cian whispered, "Shall we hide behind the shed?"

C. "I can't find my school shoes shouted Hannah downstairs to her mum."

4. Write a reply to Isabel using direct speech. Punctuate your sentence correctly. Use a coloured pen if you can.

"How long will dinner be?" whined Isabel.
"I'm hungry!"

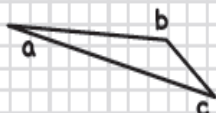



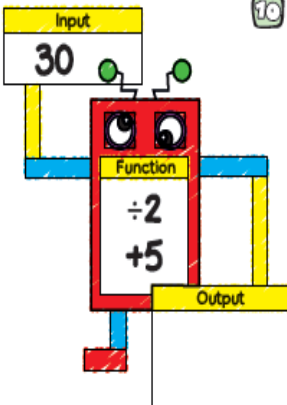
5. Rewrite the sentence below as direct speech.
Remember to punctuate the speech correctly.



6. Anita is writing sentences using direct speech. Explain the mistake she has made.
Rewrite the sentence below using correct punctuation:

"What time does the store close today?" questioned the lady."

SAFE Maths

NAME: _____ CLASS: _____ DATE: _____		SAFE 12	Wk: 3	/10
<p>1 How many days are in a year? _____ days</p>		<p>5</p>  <p>Which angle is obtuse?</p> <p>_____</p>		
<p>2</p>  <p><input type="checkbox"/> 25 past 2 <input type="checkbox"/> 20 past 3 <input type="checkbox"/> 10 to 9</p>	<p>3</p>  <p>Write this time on the digital clock</p> <p>_____</p>	<p>8 $\frac{3}{4}$ of 32 =</p>		
<p>4</p>  <p>Write this time on the digital clock using 24 hour notation</p> <p>_____</p>		<p>6 Which fraction is equal to 1?</p> <p>$\frac{8}{8}$ $\frac{10}{12}$ $\frac{4}{11}$</p>		
		<p>7 $\frac{1}{4}$ of 36 =</p>		
		<p>9 $\frac{1}{9} + \frac{4}{9} + \frac{2}{9} =$</p>		
		<p>10</p> 		

Learn Its Maths

Step 10

$10 \times 3 =$	$5 \times 3 =$
$3 \times 3 =$	$8 \times 3 =$
$3 \times 1 =$	$2 \times 3 =$
$4 \times 3 =$	$3 \times 7 =$
$3 \times 9 =$	$6 \times 3 =$

Step 11



$4 \times 5 =$	$1 \times 4 =$
$4 \times 4 =$	$10 \times 4 =$
$4 \times 9 =$	$7 \times 4 =$
$2 \times 4 =$	$4 \times 3 =$
$8 \times 4 =$	$6 \times 4 =$

Step 12



$1 \times 8 =$	$6 \times 8 =$
$7 \times 8 =$	$8 \times 3 =$
$8 \times 4 =$	$2 \times 8 =$
$10 \times 8 =$	$8 \times 8 =$
$9 \times 8 =$	$8 \times 5 =$


Maths written method: Equivalent Fractions

1. Which ones are correct? Can you draw them?


A.  = 

B. $\frac{1}{6} = \frac{6}{12}$

C.  = 

D. $\frac{1}{5} =$ 

2. Match these two fractions to their EQUIVALENT fraction on the cards.

A.  = _____

B. $\frac{1}{8} =$ _____

$\frac{1}{6}$ $\frac{2}{6}$ $\frac{2}{9}$

$\frac{1}{2}$ $\frac{2}{10}$ $\frac{2}{16}$

3. Hania says,



All these fractions are equivalent to $\frac{1}{6}$.

A. 

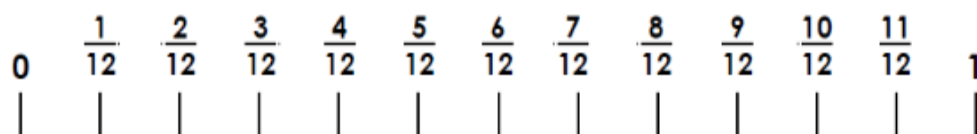
B. $\frac{2}{12}$

C. 

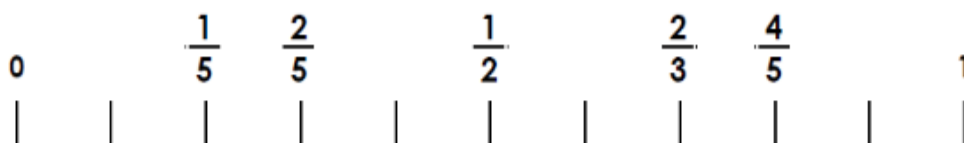
D. $\frac{4}{6}$

Is Hania correct? Can you explain why you think that?

1. Draw the shape fraction and match it to one of the fractions from the number line below.



2. Write out 2 incorrect equivalent fractions from the number line below.



3. Use the clues to find the fraction for each letter. Draw the number line and place the fractions in the correct order on it.

F = I am equivalent to $\frac{5}{6}$

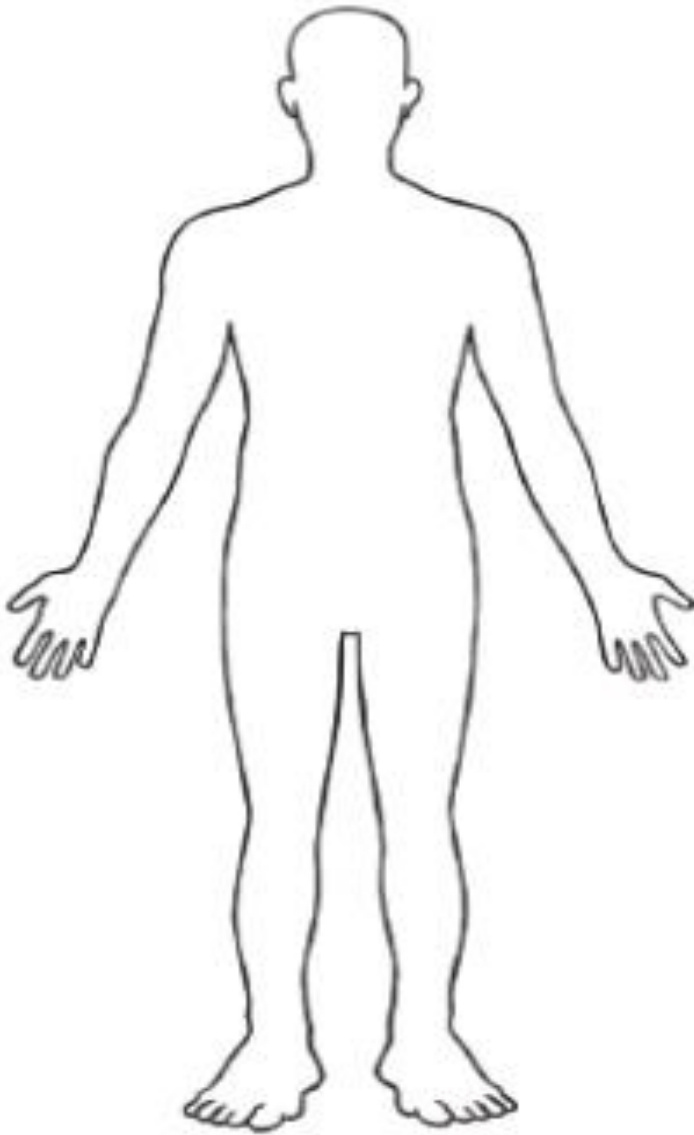
L = My numerator plus my denominator = 5

H = I am equivalent to $\frac{1}{6}$

A = I am equivalent to $\frac{1}{3}$




Animals including humans: naming bones



Draw the outline of a human body.

Can you draw and label the bones on the body?

Animals including humans: naming bones



Can you draw one (or more) of these animal outlines then add in their bones?

Can you name their bones and label them?

Bones Word Search

Create a wordsearch using the scientific names of bones.

cranium

costal

sternum

clavicle

talus

tarsals

humerus

femur

tibia

fibula

phalanges

metacarpals

scapula

mandible

carpals

pelvis

patella

metatarsals

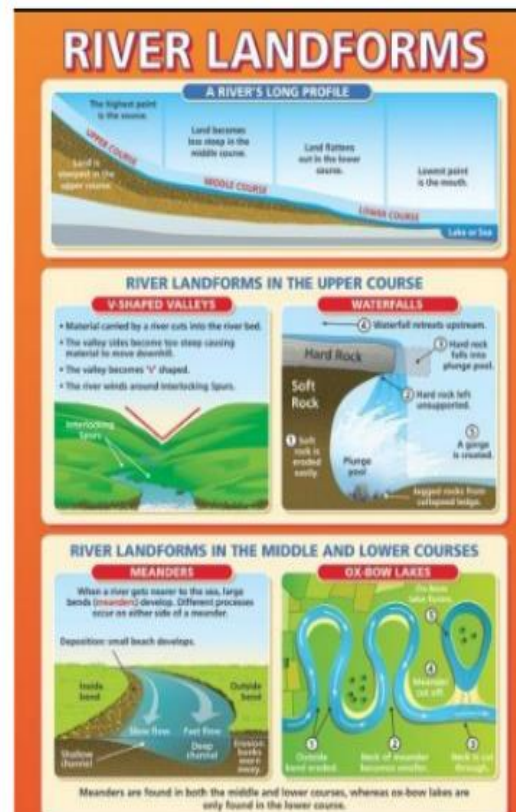
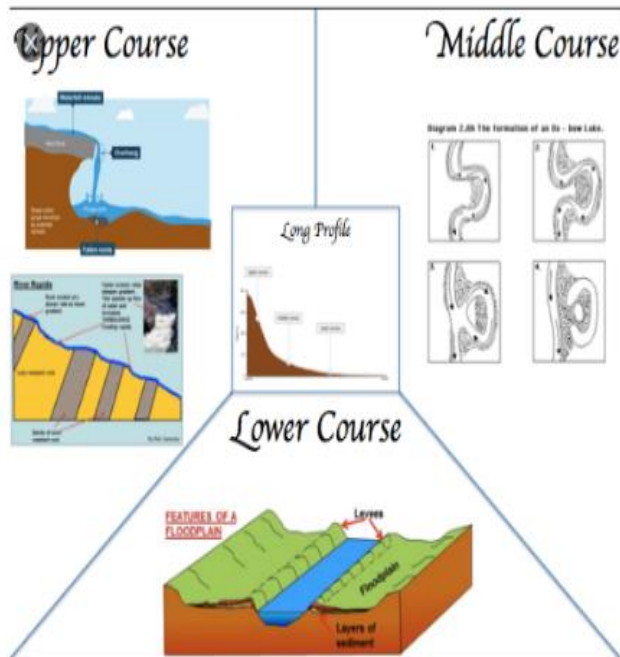
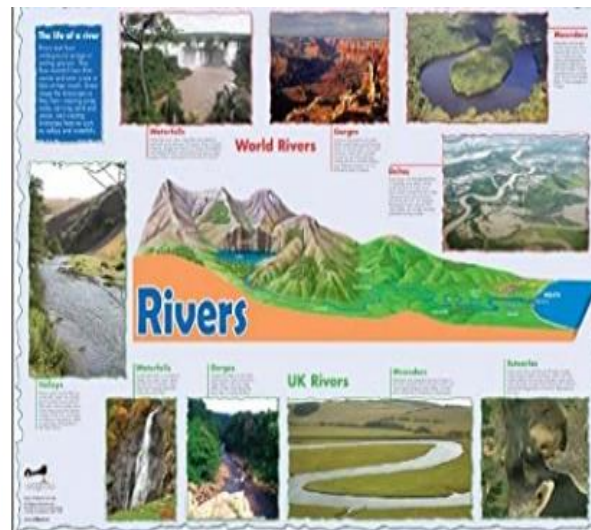
radius

ulna

Key/New Words:

Skeleton, skull, cranium, rib, costal, rib cage, thoracic cage, collarbone, clavicle, ankle, talus, funny bone/ upper arm bone, humerus, leg bone (upper), femur, leg bones (lower), tibia, fibula, finger bones, phalanges, hand bones, metacarpals, shoulder blade, scapula, jaw, mandible, backbone, vertebrae, wrist, carpals, hips, pelvis, knee cap, patella, foot bones, metatarsals, lower arm bones, radius, ulna, toe bones, breastbone, sternum.

Ideas for a river poster:



Frida Kahlo Fact Sheet

15 FACTS ABOUT FRIDA KAHLO



She was born in 1907 in Coyoacán, Mexico City. The Mexican Revolution began three years after her birth. Frida later gave her birth date as **July 7, 1910** so that her life would coincide with the birth of modern Mexico.

Frida Kahlo was **La Casa Azul (The Blue House)** in Coyoacán, Mexico, the same house that now serves as a museum.



Her father was a photographer.

She was born **Magdalena Carmen Frieda Kahlo y Calderón**. The name Frieda comes from the German word *Friede*, which means peace. She dropped the e from her name around 1935, and subsequently became known as Frida.



September 17, 1925

Kahlo was riding in a bus that collided with a trolley car. She suffered serious injuries as a result of the accident.



She married **Diego Rivera**,
- famous Mexican painter.
They married twice:
in 1929 and 1954.



Diego was

20

years older
than Frida.

Frida Kahlo's 'Roots' holds
the auction record for
a Latin American piece of art.
The 1943 work sold for
US\$ 5.6 million in 2006.



FRIDA'S ART

was influenced
by the indigenous
Mexican culture,
European Realism,
Surrealism and Symbolism.

„They thought I was
a Surrealist,
but I wasn't.
I never painted dreams.
I painted my own reality.“

In 1953 was held her **first
solo exhibition in Mexico**,
and because she was
bedridden, an ambulance
had to take her there.
She spent the evening
on a bed set up in the gallery.

SALMA HAYEK

plays Kahlo's role
in biographical
film in 2002.



PE: Exercise Stations

Jogging on the Spot

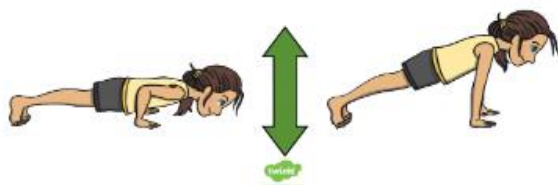
Jog on the spot and try your best to keep in the same place.



Garden circuits

Press-Ups

You can put your knees on the floor to make the move easier.



Plank

Hold your body in the plank position for as long as you can. Take a rest when you need to.
You can put your knees on the floor to make the move easier.



Burpees

Try to maintain the same pace completing burpees. Try to keep your toes pointed and your legs straight.

What is a burpee?

Standing with your feet at shoulder width apart, bend from the knees and place both palms on the floor. Place your right foot back and then your left foot so that you are in a plank position. Bring your right leg and then left leg back into squat position and jump. Repeat.



High Knees

Raise each knee in front of you, one at a time, as high as you can.
To make this more challenging, try to do this quicker.



Step-Ups

Carefully, step on and off the bench, one foot at a time.



Leg Raises

Lie on your back and slowly raise one leg. Lower your leg slowly back down to the floor. Repeat with the other leg.

