
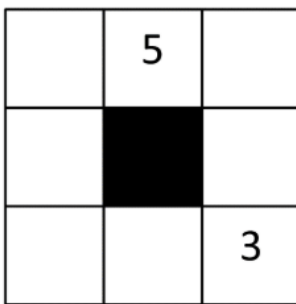




Subject:	Description of Task:	Resources:
English Spelling	Use as many words in sheet 13A to make a word search. Once you have made it, leave it for a day and then try and remember where you hid all of the words.	Sheet 13A
English Comprehension	Read a page or chapter in one of your school reading books or a book you have at home. Then write five questions about what you have read and see if someone in your house can find the answers using the page you selected. You must mark their answers like Miss Winkill does!	
English Writing	Imagine you are on holiday, anywhere in the world! Write me a postcard all about what you have been doing and what it is like there. You might choose a place which is imaginary, a world that doesn't actually exist. Miss Winkill is going to write her postcard from Willy Wonka's chocolate factory! Your aim is to use the most effective adjectives that you can think of.	
English Punctuation & Grammar	Complete page ____ in your English homework book.	
English Reading	Write a book review about your all-time favourite book. Remember, Miss Winkill might not have read it so you need to make sure you give me lots of detail about its plot, characters and convince me to read it.	
Maths Key Fact	Log onto TT Rock Stars and practice a times table of your choice. When you are finished, draw a multiplication square like the one on sheet 13B and use different colours to shade in the numbers in the times table which you chose. Can you spot any patterns?	Sheet 13B
Maths Revision 1	Complete page 32 in your Maths homework book.	
Maths Revision 2	https://uk.ixl.com/math/year-2/coin-values Complete the quiz above to see how many coins you know. Out of 10, how many did you get correct?	
Problem of the Week	<p>2) Can you write the numbers 1, 2, 4, 6, 7, 8 in the correct place so that each side of the square adds up to 12?</p> <p>1 2 4 6 7 8</p> <p>Total must be 12 </p> 	
Other Subjects	See activity grid for choices	


Select which activities you prefer to do or those that you have the available resources to do. You should complete at least 6.

Science	History	Geography
<p>https://learning.sciencemuseumgroup.org.uk/wp-content/uploads/2019/02/SMG-Learning-Activities-Make-It-Fly.pdf</p> <p>In honour of Amy Johnson who can make the best paper airplane. The science behind you'll find in the link and there is an example below. Record your distance on a table. Maybe have a competition with your family. Sheet 13C</p>	<p>Can you remember what you have learned about Amy Johnson. Try and fill out the fact file about her life and add any more detail that you have found. Sheet 13D</p>	<p>Investigate the country that Amy Johnson was travelling to. Australia is a beautiful country. Can you find famous Landmarks that Australia is famous for and plot them on a map? Sheet 13E</p>
Art / Design & Technology	PSHE	PE
 <p>Paul Signac used lots of tiny dots to create his painting.</p> <p>Choose a leaf. Stick it on the middle of a piece of coloured paper. Use a cotton bud to put dots of paint all over the leaf.</p>	<p>Read #Goldilocks https://www.wearecoda.com/example-flip-book/ and talk about what you need to remember when sharing information and photos online? What rule did Goldilocks forget?</p>	<p>See below for another fantastic competition that you can be part of linked to Project Unite. I would really love to see some of our class being represented in the competition. Send your entries to the school email address and make sure it is labelled with the competition heading. Sheet 13F</p>
Quiz Master	What if?	In the World...
<p>https://www.educationquizzes.com/ks1/times-tables/2-times-table/</p> <p>Try this times table quiz for counting in 2s.</p>	<p>What if you were a baker what amazing things would you rustle up? What terrific combinations to do think would be delicious? Have you ever tried to experiment with your crazy ideas?</p>	<p>Have you ever made seed paper? It's the perfect time to start and save paper from landfill while growing plants to make oxygen. https://climatekids.nasa.gov/seed-paper/</p>




Year 1 and 2

Common Exception Words Mat



Aa Bb Cc Dd Ee Ff Gg Hh Ii Jj Kk Ll Mm Nn Oo Pp Qq Rr Ss Tt Uu Vv Ww Xx Yy Zz

Aa a after again any are ask	Bb bath be beautiful because behind both break busy by	Cc child children Christmas class climb clothes cold come could	Dd do door	Ee even every everybody eye	Ff fast father find floor friend full	Gg go gold grass great	Hh half has he here his hold hour house	Ii I improve is	Yy you your
Kk kind	Mm many me mind money most move Mr Mrs my	Nn no	Oo of old once one only our	Pp parents pass past path people plant poor pretty prove pull push put	Ss said says school she should so some steak sugar sure	Tt the there they to today told	Ww was water we were where who whole wild would		
Ll last love				ai ee igh oa oo					
ar or ur ow oi ear air ure er				ss ff ll zz					



Sheet 13B

1	2	3	4	5	6	7	8	9	10	11	12
2	4	6	8	10	12	14	16	18	20	22	24
3	6	9	12	15	18	21	24	27	30	33	36
4	8	12	16	20	24	28	32	36	40	44	48
5	10	15	20	25	30	35	40	45	50	55	60
6	12	18	24	30	36	42	48	54	60	66	72
7	14	21	28	35	42	49	56	63	70	77	84
8	16	24	32	40	48	56	64	72	80	88	96
9	18	27	36	45	54	63	72	81	90	99	108
10	20	30	40	50	60	70	80	90	100	110	120
11	22	33	44	55	66	77	88	99	110	121	132
12	24	36	48	60	72	84	96	108	120	132	144

Sheet 13C

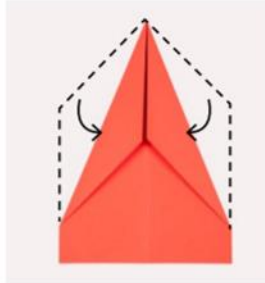
Follow these steps...



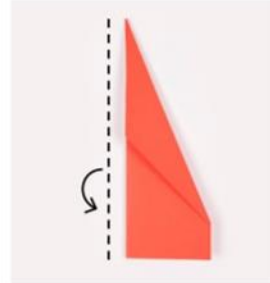
1 Take the A4 sheet of paper. Fold it in half, as shown, then unfold it.



2 Fold the two top corners in to make a point.



3 Now fold the edges in again so they meet in the middle from the tip.



4 Fold the plane in half again.



5 Now fold the diagonal edge down to meet the straight edge on each side, making the wings. Your plane is complete.



6 Test out your paper plane!

Sheet 13D



This is

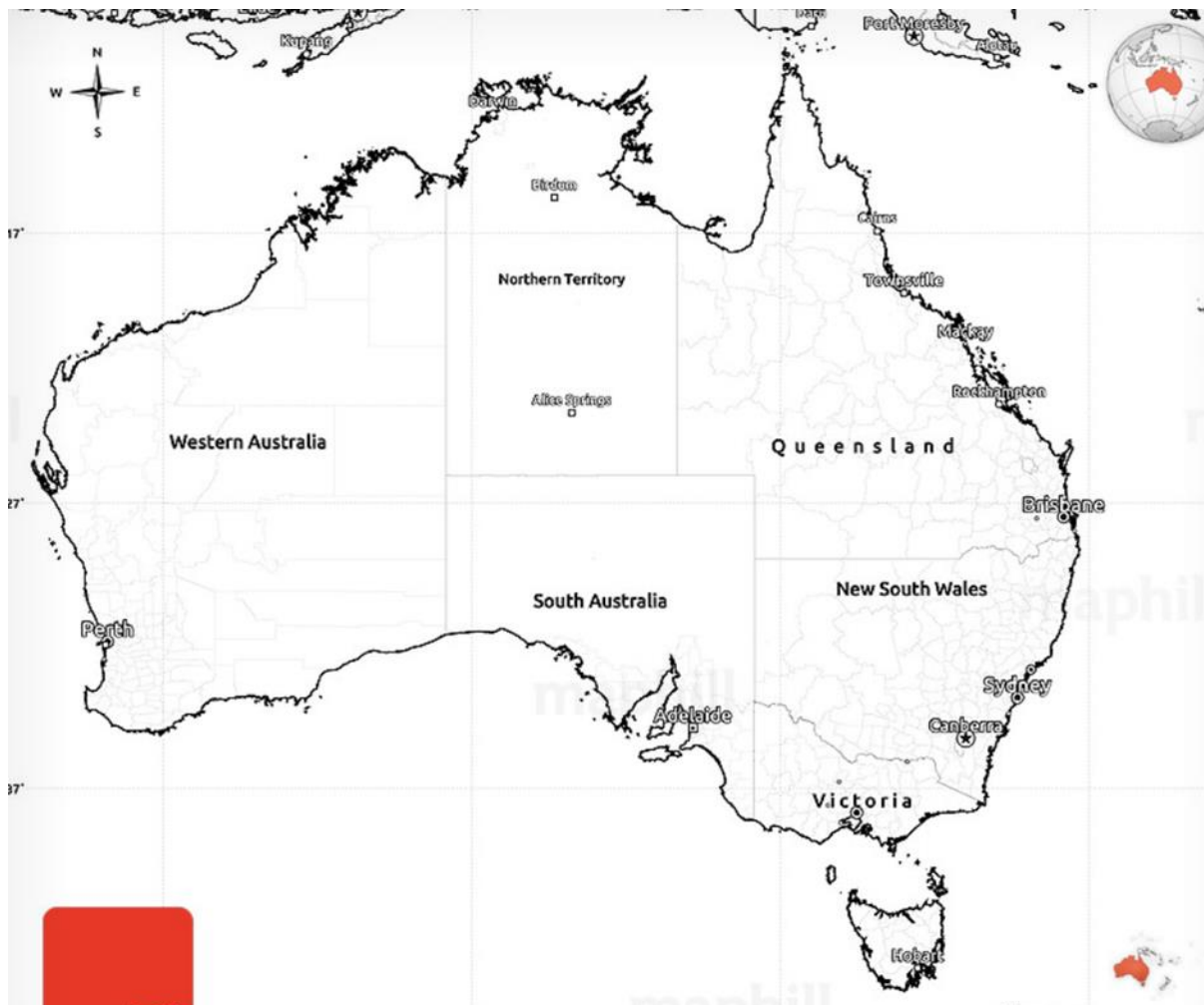
She is famous because years ago she.....

.....

She was the first.....

.....

Sheet 13E



#DRAWUNITE

AGES: KS1, KS2 & KS3

BACKGROUND:
Physical activity has such a crucial role to play in promoting wellbeing and this has never been more apparent than it is now. With access to more traditional sport opportunities limited at the moment, many people are struggling for inspiration and ideas to be active. Can you help?

THE CHALLENGE:
We are challenging pupils to draw imaginative posters of different activities people could get involved with. This could reflect activities young people have participated in themselves with members of their household (e.g. running, cycling, walking dancing etc.) or could be based on research of other 'possible' activities that could be undertaken. The final design must incorporate something that relates to the #UNITE logo.

PRIZES & INCENTIVES:

INDIVIDUAL (awarded across each Key Stage Category)	SCHOOL (one overarching prize awarded)
- Winner - £20 Amazon voucher	- Winner - coaching block - worth £180
- Highly Commended x 3 - £10 Amazon voucher	- Highly Commended x 3 - £50 art resources

29
JUNE
LAUNCH

13
JULY
DEADLINE

