

Week: 14

Subject:	Description of Task:	Resources:
English Spelling /phonics	<p>Recap of set 3 sounds</p> <p>Use Mrs Suther's phonics videos to recap your sounds https://www.youtube.com/channel/UCxq7PulvKfV-q9UFuSZr6eg</p> <p>Monday – ai snail in the rain Rain, pain, snail, trail</p> <p>Tuesday- oa goat in a boat Goat, boat, stoat, croak</p> <p>Wednesday- ew chew the stew Few, chew stew, crew</p> <p>Thursday – ire fire fire Inspire, retire, respire</p> <p>Friday – ear hear with your ear Appear, fear, hear</p> <p>There are four different options of how you might learn this week's spellings. You could write your spellings in a pyramid where you add an extra letter on each line, you could write your spellings in fancy letters, you could create join the dot patterns with your spellings or you could write your spellings in the air. There are further instructions attached below.</p>	Spelling list below and example of each spelling activity. 14A
English Comprehension	<p>Watch giraffes can't dance or if you have it at home read the story. https://www.youtube.com/watch?v=OczmrORP7q0</p>	Giraffes can't dance questions attached below. 14B
English Writing	<p>The secret sky garden book. Watch the video of the book being read. https://www.youtube.com/watch?v=a2b340yOQfl Look at the extract below and complete the task.</p>	Descriptive piece attached. 14C
English Punctuation & Grammar	<p>Using question marks correctly. https://www.bbc.co.uk/bitesize/articles/zpshjsg</p>	SPAG activity sheet attached. 14D
English Reading	<p>Login to bug club and choose some books to read. https://www.activelearnprimary.co.uk/login?c=0&l=0</p> <p>Username: Rainbow Password: Rainbow School Code: Rkg6</p>	
Maths Key Fact	Recognising coins	Recognising coins activity sheet below. 14E
Maths Revision 1	Partitioning number	Partitioning numbers to hundred activity sheet below. 14F
Maths Revision 2	Comparing number to 100	Comparing numbers to 100 activity sheet below. 14G

Maths Written Method	https://www.youtube.com/watch?v=3Posbu-VKxU Telling the time	Activity sheet below. 14H
Maths	For more work with Maths please use the Power Maths Book that we use in school. https://preview.pearsonactivelearn.com/app/library Here is a video of how you can use these resources. https://www.youtube.com/watch?v=ssa6TAjzgug&list=PLTO8p8hoj-A4wY5lkm4t1BF-6iS2jpPvg&index=3&t=0s	

Activity Grid for Foundation Subjects / Wider Curriculum Class: 1/2M and 1/2B Week: 14

Select which activities you prefer to do or those that you have the available resources to do. You should complete at least 6.

Science	History	Geography
https://www.educationquizzes.com/ks1/science/investigating-minibeasts/ Can you complete an observational drawing of a dead animal like a fly? 14I	Look back on your time in year 1 and 2. What are you proud of? Make a timeline of your amazing accomplishments in the year group. Make sure you put them in chronological order 14M	Have a go at learning more about the UK. There are games and resources on this website. Label the map of the UK https://www.bbc.co.uk/bitesize/articles/zdq6t39
Art / Design & Technology	PSHE	PE
Watch this video to learn about the famous artist Andy Warhol. Use the ideas in the video to help you create your own pop art. This could be a repeated pattern of an everyday item in your home, a picture of yourself or a famous person. Remember to use lots of bright colours! Use the templates on the website to help you. Andy Warhol 14N	Worry doll- Listen to the story ' Silly Billy ' by Anthony Browne . Have a go at making your own worry doll .	Keep active this week. Go for a walk and enjoy your time with your family.
Quiz Master	What if?	In the World...
Materials – changing things https://www.educationquizzes.com/ks1/science/materials-changing-things/	What if you had 5 brothers and 5 sisters in your family? How would your life be different? What would change? Would you prefer it?	My Memories- Think back to your time in year 1/2. What did you enjoy most? Which friends did you enjoy playing with? What was your favourite moment? What was your favourite lesson, trip or activity?

Spellings for week 14 of Home Learning- 14A

Monday - ai snail in the rain

Rain, pain, snail, trail

Tuesday- oa goat in a boat

Goat, boat, stoat, croak

Wednesday- ew chew the stew

Few, chew stew, crew

Thursday - ire fire fire

Inspire, retire, respire

Friday - ear hear with your ear

Appear, fear, hear

Spelling Selection

Pyramid Writing

Write each of your words like a pyramid:



Spelling Selection

Fancy Letters

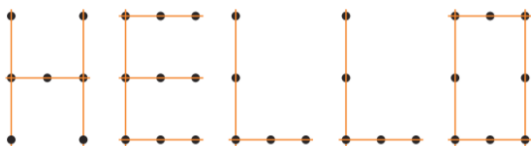
Write each of your words using fancy writing. Your letters could be curly or dotty... or whatever you decide!



Spelling Selection

Join the Dots

Write each of your words using dots. Then, join the dots with a coloured pencil to make your word.



Spelling Selection

Air Writing

Write your words in the air with your finger. Ask someone to read your words as you write. Or, ask someone to air write the letters you tell them to spell your word.



English Comprehension Activity 14B

1. What is Gerald really very bad at?

--

2. What did the cricket say to Gerald to make him feel better?

--


3. Why were the other animals surprised at the end?

--

4. Find the words in the story that rhyme with these words:

trees	
dance	
sad	
rolled	
floor	

English Writing Activity 14C



Re-read the text again and listen to the things Funni likes about being high up on the carpark:
'But Funni loved being there, hearing the planes take off and touch down, while the blue rooves stretched for miles like a calm, still sea.'

What do you think Funni sees as she gazes out over the city? Draw a picture of this as though you are looking through her eyes. You might draw the buildings and houses with their blue rooves, you might draw the aeroplanes taking off or touching down. What else might she see as she looks over the city? Are there any clues in Fiona Lumbers' illustrations? You might choose to listen to the descriptive language 'like a calm, still sea' and draw what she imagines she sees as she is up there.

Then write about your pictures. Write so that the person reading your work can see and feel everything that you can.

English Punctuation and Grammar (using question marks) I4D

<https://www.bbc.co.uk/bitesize/articles/zpshjsg>

Question marks practice

Which of these sentences are questions?
Which ones are statements?



Can you put a question mark or full stop after these sentences?

1. Tom and Harry went to the shops
2. What's for tea tonight
3. How much does that bag cost
4. I like my new teacher
5. Is it going to rain today
6. What should we watch on television tonight
7. I like my new reading book
8. Do you like pizza
9. Can I come to play at your house today
10. I like playing in the snow

Recognising coins 14E

Recognising coins

1 Match the coin to the amount.



20 pence



5 pence



10 pence



1 pound



1 pence



50 pence



2 pence



2 pounds



2 Here are some coins.



Complete the sentences.

There are 1p coins.

There are 2p coins.


There is 5p coin.

There are 10p coins.

There are 20p coins.

Maths Revision 1- Partitioning numbers to 100 14F

- 1 Here are some sweets.



Complete the sentences.

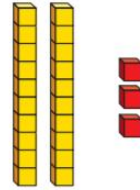
There are bags of 10 sweets.

There are individual sweets.

There are sweets altogether.



- 2 The base 10 show the number 23



Complete the sentence.

23 has tens and ones.

How do you know?

- 3 Complete the sentences.

a) 49 has tens and ones.

b) 92 has tens and ones.

c) 60 has tens and ones.

Maths Revision 2- Comparing numbers to 100 I.L.G

3 Write $<$, $>$ or $=$ to compare the numbers.

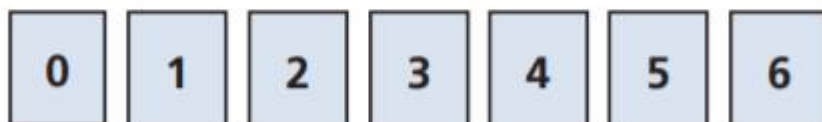
a) 19 41

b) 51 24

c) 79 80

d) 100 93

4 Use the digit cards.



Make a number greater than 25

Make a number less than 72

Make a number greater than 59

Maths Written Method- Telling the time- 14H

1 Match the clocks to the times.



8 o'clock



6 o'clock



4 o'clock



1 o'clock

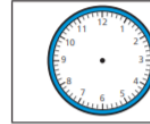
2 Complete the pattern.



1 o'clock



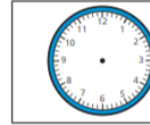
_____ o'clock



3 o'clock




4 o'clock



_____ o'clock

Science- Observational Drawing of a dead fly- 14I



Art- Andy Warhol Activity- 16J

