


Subject:	Description of Task:	Resources:								
English Spelling	<p>Practice your spellings using colouring pens and pencils. Do you remember 'Look, cover, write, check' ? Make a sheet for your words and fold when you need to cover the spelling word.</p> <p><u>Superlatives</u> – when the root word gets bigger and better! e.g. big – bigger – biggest small – smaller – smallest</p> <p>Try a spelling mountain or pyramid to show how the words are built up.</p> <p>Challenge: What is the root word for each one of your spellings?</p>	<p>Rule: Superlatives</p> <p>greatest lightest darkest smoothest oldest fullest nearest highest softest smallest</p>								
English Comprehension	<p>Read the report “The Big Race” and answer the questions beneath .</p>	<p>See attached report and questions.</p>								
English Writing	<p><u>Letter writing: Writing an informal letter</u></p> <p>Think about somebody you share a favourite memory with. It could be a friend, a family member or someone you met only for a short time. What was so special about the memory you share? Your task is to write a letter to this person to say how much you enjoy having that memory. Describe what you remember happening. Think of something you felt as it happened, something about it you want to say thank you for, and something you wish you could do with the person in the future.</p> 	<p><u>Informal letter checklist</u></p> <table><tr><td>the sender's address?</td></tr><tr><td>the date?</td></tr><tr><td>an appropriate greeting?</td></tr><tr><td>an introduction?</td></tr><tr><td>chatty, informal expressions and style?</td></tr><tr><td>a conclusion?</td></tr><tr><td>a complimentary close?</td></tr><tr><td>the sender's name or signature?</td></tr></table>	the sender's address?	the date?	an appropriate greeting?	an introduction?	chatty, informal expressions and style?	a conclusion?	a complimentary close?	the sender's name or signature?
the sender's address?										
the date?										
an appropriate greeting?										
an introduction?										
chatty, informal expressions and style?										
a conclusion?										
a complimentary close?										
the sender's name or signature?										
English Punctuation & Grammar	<p><u>Prefixes</u></p> <p>What is a prefix and what job does it do? Click on the link for a quick reminder: <a href="https://www.bbc.co.uk/teach/class-clips-video/english-ks2-wonderful-words-prefixes/zknd7nb">https://www.bbc.co.uk/teach/class-clips-video/english-ks2-wonderful-words-prefixes/zknd7nb</a></p> <p>Complete the work below. Write in full sentences.</p>	<p>See attached</p>								

English Reading	<p>If you've completed the books you took home from school, make sure you've chosen a new book from home to practise your reading.</p> <p>If you would like to try a new book online (free) then click on the link below:</p> <p><a href="https://home.oxfordowl.co.uk/">https://home.oxfordowl.co.uk/</a></p> <p>Which new book have you chosen? Try one you've never seen before.</p> <p>Write a book report to let me know what it was all about.</p> <p>(see the template below to inspire you)</p> <p>Read three chapters/sections with your reading partner.</p>	Copy of the book Book template below
Maths Key Fact	<p>Practise some mixed tables <b>again</b> this week.</p> <p>Try to include all the multiplication tables, including the ones you struggle the most with.</p> <p>Use TT Rockstars or Topmarks – try to do 15 minutes per day if you can.</p> <p><b>Can someone at home test you, or even time you to improve your score?</b></p>	IPad or computer
Maths Revision 1	<p>Complete the SAFE maths sheet. We've done lots of these in class. Don't worry about timing yourself</p>	Worksheet attached. Write the answers on paper.
Maths Revision 2	<p>Can you complete the 'Learn It' challenge in 5 minutes?</p> <p>Or can you do it in less? Let me know if you can!</p>	Worksheet attached. Write the answers on paper.
Maths Written Method	<p><u>Measuring using cm and mm</u></p> <p>Watch the following guide for measuring accurately:</p> <p><a href="https://www.bbc.co.uk/bitesize/clips/zvsvcdm">https://www.bbc.co.uk/bitesize/clips/zvsvcdm</a></p> <p>What is the different between a centimetre (cm) and a millimetre (mm)?</p> <p>How many mm are in a cm?</p> <p>Try the measuring challenges below and be as accurate as you can.</p>	Worksheet attached. Write the answers on paper.
Other Subjects	See activity grid for choices	

Select which activities you prefer to do or those that you have the available resources to do. You should complete at least 6.

Science	History	Geography
<p><b><u>States of Matter</u></b></p> <p>What is a state of matter? Can you remember how we would describe one?</p> <p>Which state of matter describes a table? A glass of milk? A cloud?</p> <p>Try the sorting activity on the worksheet below to match pictures with the particles and the descriptions.</p>	<p>Remember when we all learnt about the <b>Ancient Egyptians</b>?</p> <p>Click on this link to find out more about the gods and goddesses that were so important to the Ancient Egyptians:</p> <p><a href="https://www.bbc.co.uk/bitesize/topics/zg87xnb/articles/z4m8pg8">https://www.bbc.co.uk/bitesize/topics/zg87xnb/articles/z4m8pg8</a></p> <p>Why do you think they had so many different gods?</p> <p>Who would your favourite have been?</p> <p>Use the template below to copy and design your own fact sheet about a favourite god or goddess. Use colour as much as you can.</p>	<p><b>Comparing rivers to other water sources</b></p> <p>Watch this video to remind you about some river facts:</p> <p><a href="https://www.bbc.co.uk/bitesize/articles/zc3gp4j">https://www.bbc.co.uk/bitesize/articles/zc3gp4j</a></p> <p>Can you think where else we find water on the planet as well as rivers and seas?</p> <p>Write a list of different natural water sources we might find on the planet.</p> <p>Here are some ideas to help you.</p>  <p>Do you know the water sources in Rowlands Gill? Check them out on this Ordnance Survey map: <a href="https://osmaps.ordnancesurvey.co.uk/54.91930,-1.74478,17">https://osmaps.ordnancesurvey.co.uk/54.91930,-1.74478,17</a></p> <p>What are our local water sources called?</p>

Art / Design & Technology	PSHE	PE
<p><b><u>Artist study: Frida Kahlo(5)</u></b></p> <p>Frida pinatas!</p>  <p>Pinatas are great for parties. You can fill them with sweets and hit them with a stick until they break and shower you with sweets.</p> <p>These mini Frida pinatas are so sweet, you might not want to hit them! Frida was Mexican and this is a Mexican tradition.</p> <p>To make Toilet Paper Roll Frida Kahlo Pinatas, you will need:</p> <p>Empty Toilet Paper Rolls – one per mini pinata  Recycled tissue paper (we save ours from gifts or shop packaging) in as many colours as you have  A pen for Frida Kahlo's features  Glue stick &amp; a little tape  Scissors  Some string for hanging  Sweets for filling</p> <p>There are picture steps to help you below as well as a video found here:  <a href="https://www.redtedart.com/toilet-paper-roll-pinatas-for-cinco-de-mayo/">https://www.redtedart.com/toilet-paper-roll-pinatas-for-cinco-de-mayo/</a></p> 	<p><b><u>Differences and Similarities</u></b></p> <p>We are all different from each other in some way. Instead of feeling sad about being different, we should feel proud about it.</p> <p>Watch this video clip of a little boy who is different because of his hearing. See how he lives with it.</p> <p><a href="https://www.bbc.co.uk/bitesize/clips/zc676sg">https://www.bbc.co.uk/bitesize/clips/zc676sg</a></p> <p>Which part of you are you proud about?</p>	<p><b>Have you tried taking part in #SKIPUNITE ?</b></p>  <p>The introduction:  <a href="https://www.youtube.com/watch?v=OOaL3eTgNWc&amp;feature=youtu.be">https://www.youtube.com/watch?v=OOaL3eTgNWc&amp;feature=youtu.be</a></p> <p>The coaches:  <a href="https://www.youtube.com/watch?v=M5oa0OZrDqc&amp;feature=youtu.be">https://www.youtube.com/watch?v=M5oa0OZrDqc&amp;feature=youtu.be</a></p> <p>The skills:  <a href="https://www.youtube.com/watch?v=GMK03HRnnXE&amp;feature=youtu.be">https://www.youtube.com/watch?v=GMK03HRnnXE&amp;feature=youtu.be</a></p>  <p>See below for more information.</p>



### Quiz Master

#### **Feeling confident?**

Try the MEGAQUIZ this week to test your general knowledge:

<https://www.bbc.co.uk/cbbc/quizzes/top-class-series-5-mega-quiz>

### What if?

What if you had a minute to grab some items from your house just before it sank into a hole?!

Not including any living thing, what would you save?

### In the World...

History has always been taught in our schools. It is so important because it teaches us about the past and tells us why things are the way they are today. What if you had different types of history to learn about in schools?

<https://www.bbc.co.uk/newsround/53109038>



## **Reading Comprehension**

Read the passage below and answer the questions that follow.

### **The Big Race**

Each year, there is a big bicycle race in France. It is called 'Le Tour de France' which means 'The Tour of France' in English. Some people just call it 'Le Tour'. It is very famous. People from all over the world come to watch the race. Teams of top cyclists come to take part. The race has lots of different parts. These parts happen all over France.

The rider in the lead of the race at the start of each day is given a yellow top to wear. The person who is in the lead at the end of the last day keeps the yellow top. It shows they have won!

**When:** 1st July **Where:** Dusseldorf

**Distance:** 14km/9 miles **Winner:** Antonio Rossi

*Antonio, how does it feel to start the Tour with a win? What do you think of starting the Tour in a different country?*

Oui, yes, it feels very good to start with a win. It was a very short race today. To start with one of the special, short 'Time Trials' was great for me. I am known to be fast. I am the sprinter on my team, so I should do well in Time Trials.

To start Le Tour de France in Germany seems funny but it is enjoyable. It makes things interesting. It gives us new places to ride and see. I remember when a few years ago the Tour started in Yorkshire, in England. That was very fun too!

**When:** 17th July **Where:** Le Puy-En-Velay

**Distance:**

**Winner:**

*I'm here again with Antonio Rossi, who has not done as well as some people thought he might. Antonio, you started so well. What has gone wrong? Will this second day of rest help you?*

I do not know what has gone wrong. We have had some small injuries in our team. Maybe those injuries are slowing us down. I just can't get into good places. I need to be near the front to be able to win each

race. We are not close enough. I hope this second rest day will make things better for the last races. Maybe our legs will get better.

### **Questions:**

1. What does the word 'top' mean in the first paragraph?
2. What does 'Le Tour De France' mean in English?
3. How do you know if a cyclist has won?
4. What does the word 'top' mean in the second paragraph?
5. Who won the race in Dusseldorf?
6. When was Antonio Rossi interviewed?
7. Which word best describes Antonio Rossi on 17<sup>th</sup> July?  
'Unhappy; clever; elated.'
8. Which interview did you find the most interesting? Why?

## English grammar and punctuation: Prefixes

1. Write the sentence out with the correct prefix

James thought it was \_\_\_ fair that his last goal didn't count.

The magician was very talented. She made the playing cards \_\_\_ appear.

Terry apologised for the \_\_\_ understanding.

dis

un

mis

2. Write out the sentences which have used the prefixes mis, dis, un or in correctly.

A.	Sahiba's bedroom was very mistidy.	
B.	"I disagree!" exclaimed Julie.	
C.	The cat looked at the rain and seemed unhappy with the weather.	
D.	Anna's homework was incomplete.	

3. Is Ron correct? Write a sentence to explain why or why not.



I can use the prefix 'mis' on the underlined word to change the meaning of my sentence.

The children in Year 3  
knew they should behave  
in every lesson.

## Book Review Template:

<p>A book review by: _____</p> <p>Book title: _____</p> <p>What is the book about?</p> <p>_____</p> <p>_____</p> <p>_____</p> <p>_____</p> <p>Who are the main characters?</p> <p>_____</p> <p>_____</p> <p>Where is the story set?</p> <p>_____</p> <p>_____</p>	<p>What did you like about this book?</p> <p>_____</p> <p>_____</p> <p>_____</p> <p>_____</p> <p>Rating: ★ ★ ★ ★ ★</p> <p>Draw your favourite part of the story.</p> <div style="border: 1px solid black; height: 150px; width: 100%;"></div>
---	---

## SAFE Maths

1

How many days are in a leap year? \_\_\_\_\_ days

2



- ☐ 15 to 7
- ☐ 15 past 1
- ☐ 20 to 9

3



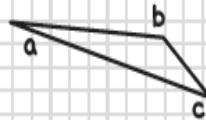
Write this time on the digital clock

4



Write this time on the digital clock using 24 hour notation

5



Which angle is obtuse?

\_\_\_\_\_

6

Which fraction is equal to 1?

$$\frac{4}{9} \quad \frac{6}{6} \quad \frac{2}{12}$$

7

$$\frac{1}{4} \text{ of } 20 =$$

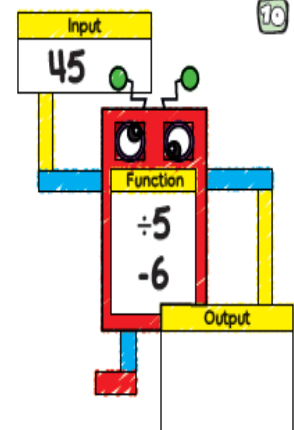
8

$$\frac{3}{4} \text{ of } 36 =$$

9

$$\frac{2}{8} + \frac{2}{8} + \frac{1}{8} =$$

10



## Learn Its Maths

Step 10

$9 \times 3 =$	$2 \times 3 =$
$8 \times 3 =$	$3 \times 1 =$
$10 \times 3 =$	$7 \times 3 =$
$3 \times 4 =$	$3 \times 6 =$
$5 \times 3 =$	$3 \times 3 =$

Step 11





$7 \times 4 =$	$5 \times 4 =$
$4 \times 9 =$	$4 \times 8 =$
$1 \times 4 =$	$10 \times 4 =$
$4 \times 6 =$	$2 \times 4 =$
$4 \times 4 =$	$3 \times 4 =$

Step 12

$8 \times 7 =$	$10 \times 8 =$
$2 \times 8 =$	$1 \times 8 =$
$8 \times 4 =$	$8 \times 8 =$
$8 \times 3 =$	$8 \times 9 =$
$6 \times 8 =$	$5 \times 8 =$

## Maths written method: Different kinds of lines

1. Measure these lines to the nearest mm. Which line is the odd one out?

A	
B	
C	
D	

2. All the lines below have been ordered from shortest to longest. Draw lines B and D to complete them, then write the measurements for all of the lines next to them.

A 

cm mm

B

cm mm

C 

cm mm

D

cm mm

E 

cm mm

3. Jack has been measuring some lines. Is he correct? Explain how you know?


















All of my lines are longer than 3cm 5mm but shorter than 7cm 5mm.




## States of Matter: Sorting Activity

Can you match the pictures to the descriptions?

 <b>liquid</b>	<b>solid</b>	has a definite size but no shape			water takes this form above 100 °c
has a definite size and shape	<b>gas</b>	has no definite size or shape		can be poured	
		water takes this form below 0 °c	takes the shape and size of any container		things take this form when they freeze
takes the shape of the container but not the size		water changes to this state between 0 °c and 100 °c	water changes to this state above 100 °c		
	solids take this state when they melt				liquids take this state when they evaporate

## Ancient Egyptian Fact File

<i>Ancient Egyptian god fact file</i>	Name of ancient Egyptian god:
Draw your own illustration of your god here:	Name of ancient Egyptian god in hieroglyphs 
	This ancient Egyptian god was god of... <hr/> <hr/>
Other information: <hr/> <hr/> <hr/> <hr/>	

## River Basin Models



Models of River Systems (River Basin)



## #SKIPUNITE

SSP YouTube channel found at: <https://bit.ly/2Zh7Ytn>

6 JULY

9 JULY

# #SKIPUNITE TUTORIALS

	KS1	KS2 BEGINNER	KS2 ADVANCED
MONDAY 6TH	<b>Super Skipper Video</b> Basic jumping skills and how to turn a skipping rope. This will be shared at the start of the week and will remain on the GatesheadSSP YouTube Channel for schools to access	Double Bounce	Speed Bounce
TUESDAY 7TH		Speed Bounce	Side Swing
WEDNESDAY 8TH		Hop & Swap	Cross Over
THURSDAY 9TH		Side Swing	Pretzel



**10:30** - A #SKIPUNITE daily intro video will be released at this time each day. This will provide an outline of what will be covered within the tutorials at 11:00am and some key reminders re safety etc.

**11:00** - The Key Stage 2 Skills tutorials will be released at this time each day (beginner AND advanced).

**WARM - UP** - Details of how to access a dedicated #SKIPUNITE warm-up resource will be incorporated into each of the skills videos. Participants should always ensure they warm-up before taking part and cool down afterwards.

